



Highly Automated Vehicle Visual Identifier Guidelines

Please refer to the Highly Automated Vehicle (HAV) Self-Certification Guidelines (Publication 950) and 75 Pa.C.S. § 8508 (d) for requirements surrounding the external-facing Visual Identifier (“identifier”) that shall be displayed on the HAV. The below guidelines provide specification and placement details for the identifier. The Visual Identifier must be readily legible and maintained in a way that retains such legibility. An illegible identifier must be repaired or replaced before HAV operations occur.

1) General—

- a) **Type.** The Highly Automated Vehicle Visual Identifier shall be composed as a decal, sticker, or graphic, including a background and text.
- b) **Regulatory Compliance.** All elements of the identifier must comply with applicable local, state, and national regulations regarding vehicle identification and signage. It is the responsibility of the manufacturer to verify and ensure this compliance.

2) Placement—

- a) **Location on the Vehicle.** The identifier shall be securely affixed and appear on both sides of the HAV. The location selected must not impede operations or create visual impairment or hinder safety for operators of the vehicle.
 - i) Placement of the identifier must adhere to Title 75 § 4524.

3) Size, shape, and color—

- a) **Text.** The identifier’s text shall contrast sharply in color with the background on which the letters are placed, and shall be readily legible, during daylight hours, from a reasonable distance while the HAV is stationary.

4) Legibility.

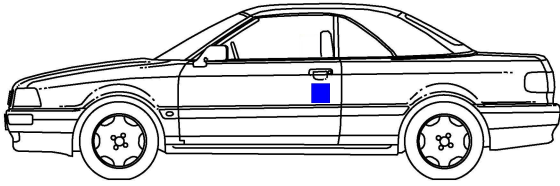
- a) **ADA Compliance.** The identifier shall be kept and maintained in a manner that retains legibility required by section 3. The identifier must comply with Section 703.5 of ADA 2010 Standards (Visual Characters).

5) Contents. The identifier must contain the following information, presented in English:

- a) **Owner/Vehicle Information.**
 - i) Owner Name
 - ii) Point of Contact
- b) **Financial Responsibility Information.**
 - i) Name of Insurance Provider
 - ii) Contact number

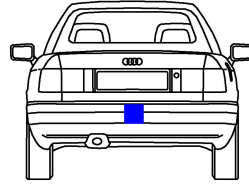
Refer to the next page for a visual guide that represents example placement and contents of the identifier.

Graphic Examples of the AV Visual Identifier

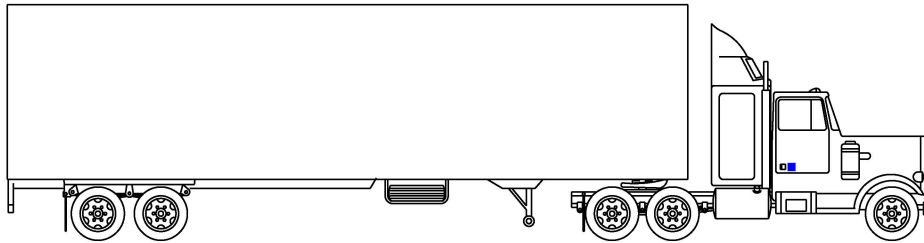


Passenger Car - Side View

Sticker to be placed on passenger's side and on driver's side

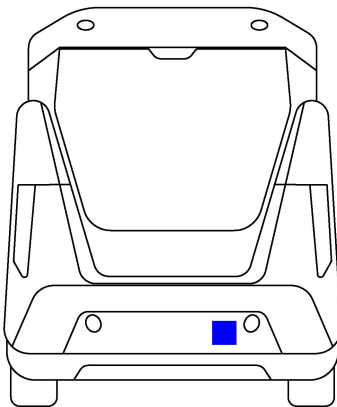


Passenger Car - Back View



Commercial Vehicle- Side View

Sticker to be placed on both passenger side and on driver side



Specialized Vehicles (Automated Shuttles)- Back View

Owner/Vehicle Information

Owner Name: ABC AV Group

Point of Contact: John Smith

Financial Responsibility

Name of Provider: Test Insurance

Contact number: 800-555-5555