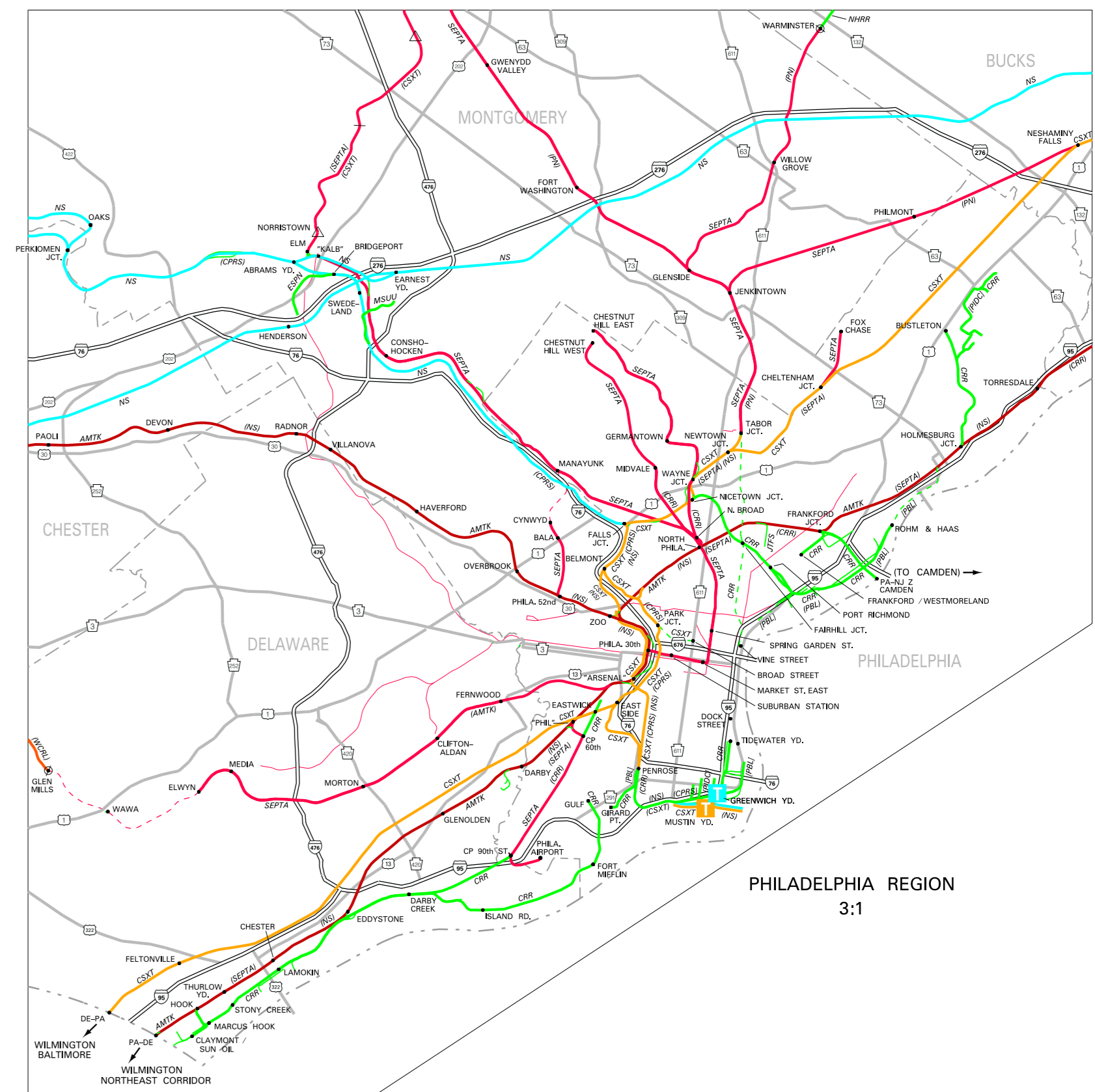
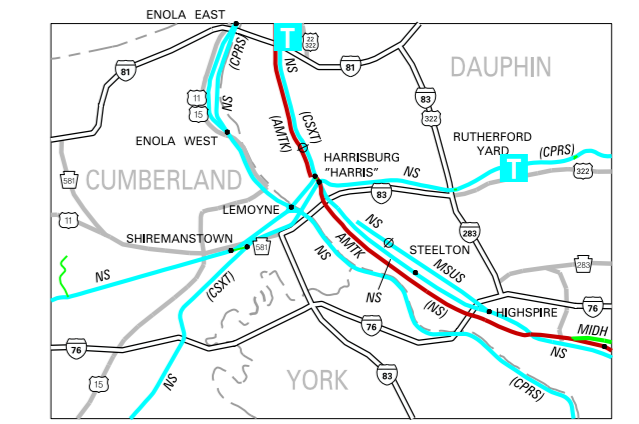
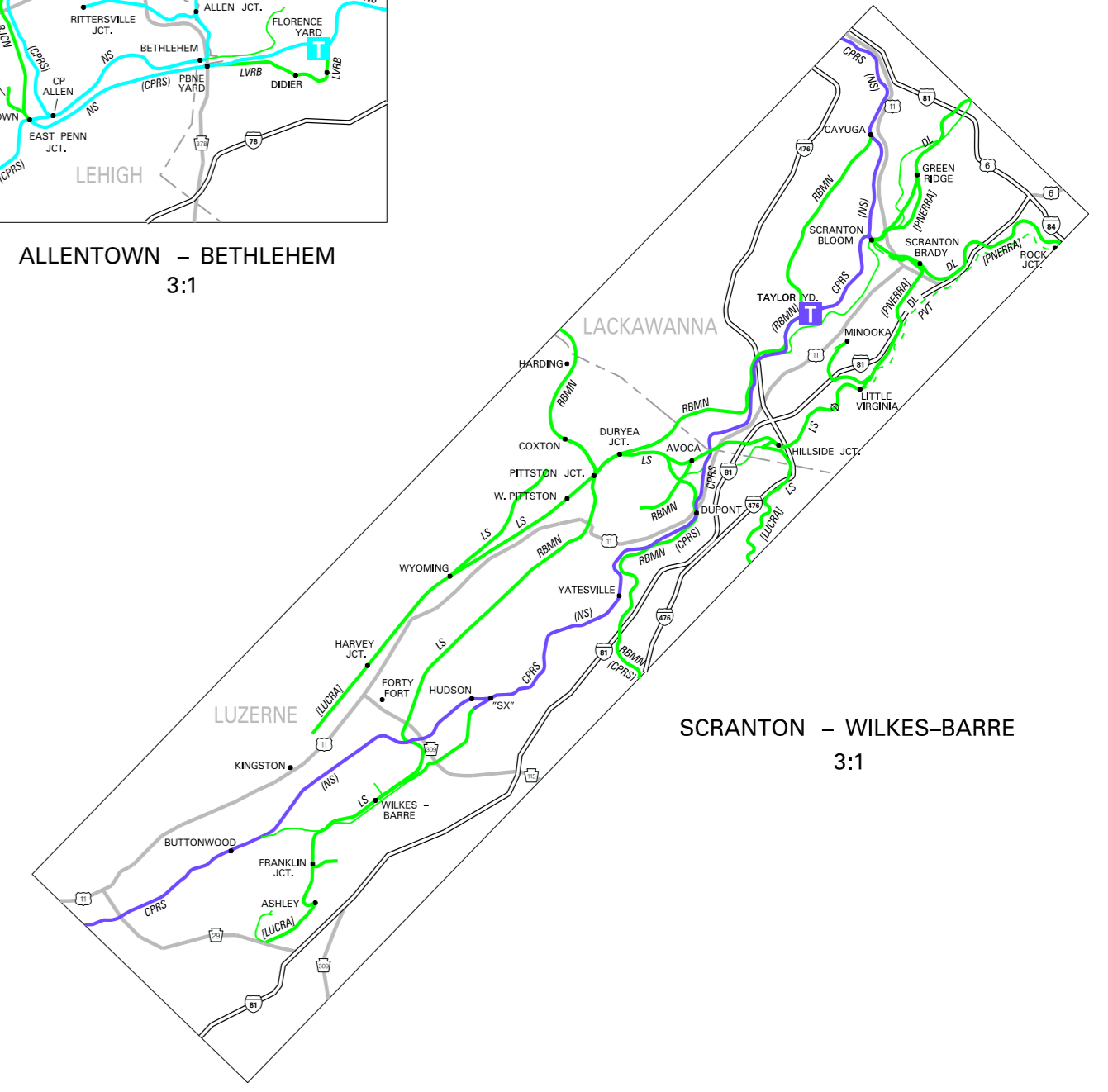
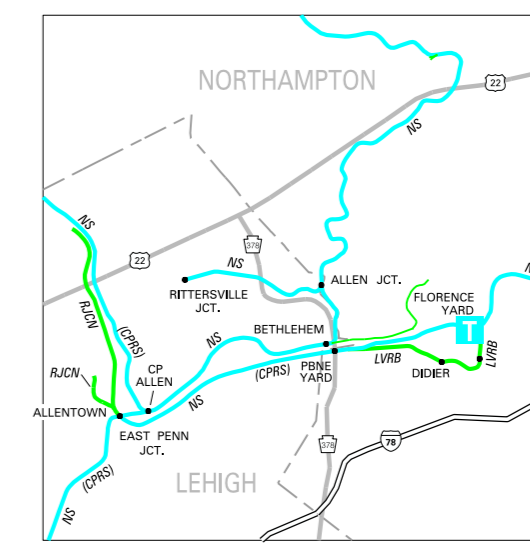
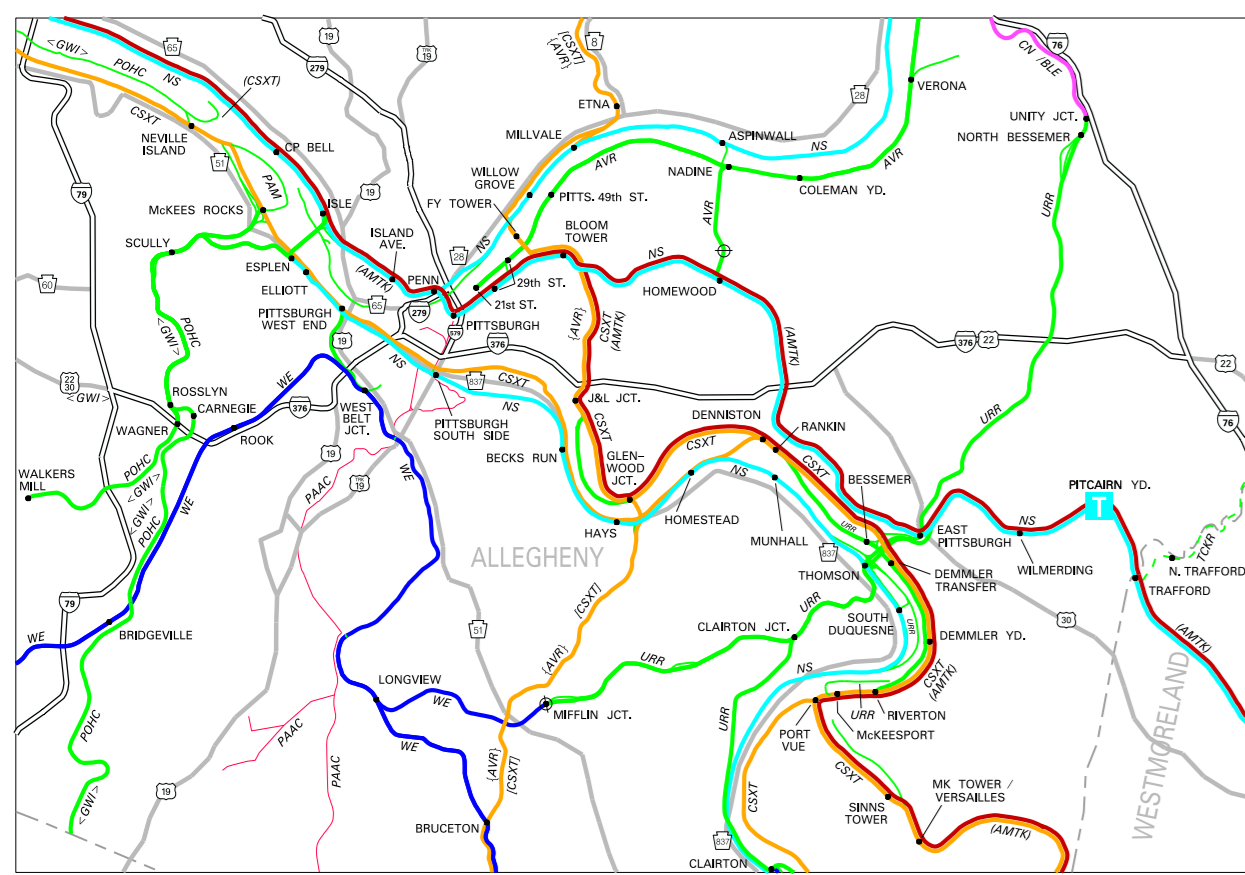


PENNSYLVANIA RAILROAD MAP

JANUARY 2014



INTERCITY PASSENGER RAILROADS

AMTK National RR Passenger Corp.

REGIONAL COMMUTER RAILROADS

CCTA Cambria County Transit Authority
 PAAC Port Authority of Allegheny County
 SEPTA Southeastern Pennsylvania Transportation Authority

TOURIST/EXCURSION RAILROADS

BHRX Bellefonte Historical Railroad
 EBT East Broad Top Railroad
 GSB Gettysburg Scenic Railway
 LGSR Lehigh Gorge Scenic Railway
 MDM Middletown & Hummelstown Railroad (F)
 MPPS Maryland & Pennsylvania Railroad Preservation Society
 NHRR New Hope & Ivyland Railroad (F)
 RYU Railways to Yesterday (Rockhill Trolley Museum)
 PTM Pennsylvania Trolley Museum
 SRC Strasburg Railroad Company (F)
 TICK Tioga Central Railroad
 WCSR West Chester Railroad Company
 WKSRR Wanamaker, Kempton, & Southern, Inc.
 (F) Freight Service

OPERATING FREIGHT RAILROADS

AAR Allentown and Auburn Railroad Company
 AOR Allegheny and Ohio River Railroad
 ASR Allegheny Southern Railroad Inc.
 AVR Allegheny Valley Railroad Company
 BDRV Bekerdere & Dal. Riv. Railway Co. Inc.
 BPRR Buffalo & Pittsburgh Railroad Inc.
 CHR Chestnut Ridge Railway Company
 CM Cumberland Mine Railroad
 CN/BLE Canadian National/
 Bessemer & Lake Erie Railroad
 CNYK Central New York Railroad Corp.
 CORY Columbia and Reading Railway Co.
 CPSS Canadian Pacific Railway
 CRR Conrail Shared Assets
 CSXT CSX Transportation Inc.
 DL Delaware-Lackawanna RR Co. Inc./The EBG
 Eastern Berks Gateway Railroad Co.
 EEC East Erie Commercial Railroad
 ESPN East Penn Railroad LLC
 EV Everett Railroad Company
 GET Gettysburg & Northern Railroad
 HRS Hollidaysburg and Roaming Spring Railroad Company
 JTFB Juniata Terminal Company
 JVRR Juniata Valley Railroad Company
 KJR Kiskadee Junction Railroad
 KRL Kasgro Rail Corporation
 LRWY Lehigh Railway, LLC
 LSR Landisville Railroad, LLC
 LVR Lehigh Valley Rail Management, LLC-Cl
 Belthelhem
 LVRV Lehigh Valley Rail Management, LLC-Cl
 Johnston
 LYRR Lycoming Valley Railroad Company
 MCLR McLaughlin Line Railroad
 MDH Middletown & Hummelstown Railroad (F)
 MMD Maryland Midland Railway Inc.
 MSUB Mifflin Steel USA Railways-BRVY
 MSUS Mifflin Steel USA Railways-SH
 MSUU Mifflin Steel USA Railways-LMP
 MTC Mount Union Connecting Railroad
 NBER Nittany & Bald Eagle Railroad Co.
 NCR New Castle Industrial Railroad Inc.
 NCCR N.C.C. Railroad Company
 NHRR New Hope & Ivyland Railroad (F)
 NS Norfolk Southern Railway Company
 NSHR North Shore Railroad Company
 OCTL O.C. Creek & Treuville Lines
 PAM Pittsburgh, Allegheny, &
 McKees Rocks Railroad Company
 PN Pennsylvania Northeastern Railroad, LLC
 PCHC Pittsburgh & Ohio Central Railroad
 PSCC Pennsylvania and Southern Railroad
 PSWR Pennsylvania Southwestern Railroad
 Private Owner
 RBMN Reading Blue Mt. & Northern Railroad
 RJCN R.J. Corman Railroad Co./
 Allegheny Lines Inc.
 RJCP R.J. Corman Railroad Co./
 Pennsylvania Lines Inc.
 SLSR SMS Rail Service Inc.
 SRC Strasburg Railroad Company (F)
 SVRR Shamokin Valley Railroad Corp.
 SWP Southwest Pennsylvania Railroad Company

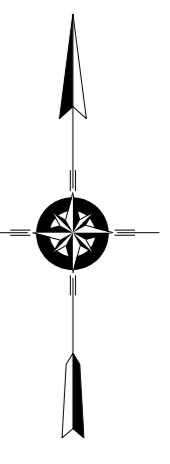
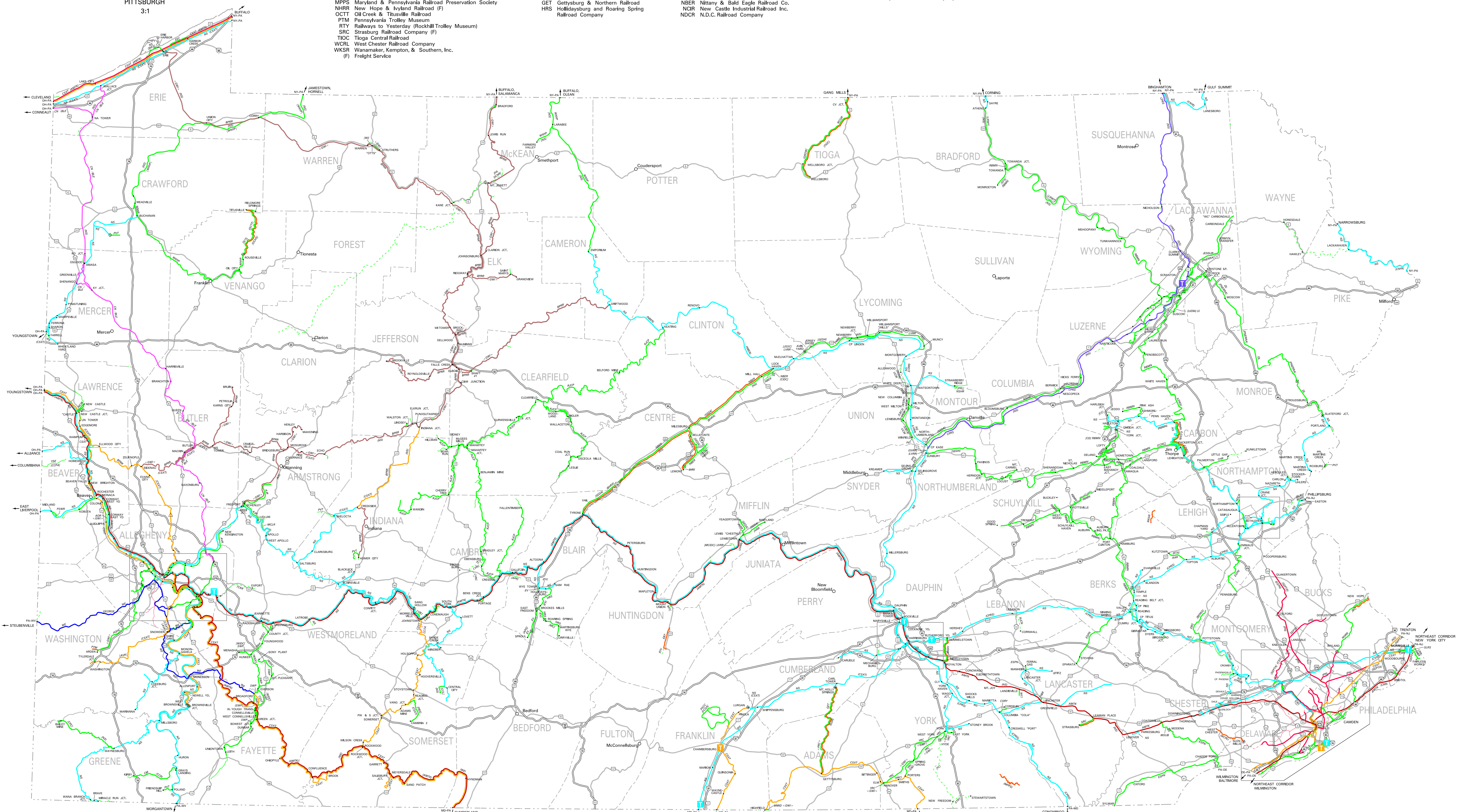
PARENT ORGANIZATION / RAILROAD FAMILY

TYBR Tyburn Railroad LLC
 UCR Union County Industrial Railroad Company
 UPR Union Railroad Company
 WCBR Wellbore & Coning Railway Company
 WL Wheeling & Lake Erie Railway
 WNYW Western New York & Pa. Railroad Inc.
 YRC York Railway Company
 YSE Youngstown & Southeastern Railway Company
 (F) Tourist Operations

NON-OPERATOR-OWNERS OF ACTIVE FREIGHT RAIL LINES

<GW> Genesee & Wyoming Inc.
 <PRC> Pioneer Railcorp.

[ALF] Almonco, LP
 [APG] AP Green Industries Inc.
 [APR] Allegheny Portage Railroad
 [BCK] Bucks County Railroad Preservation and Restoration Company
 [BERKS] Berks County Authority
 [BLRV] Belvidere & Lehigh River Railway Co.
 [CC] Coal Contractors Inc.
 [CCI] Custom Cooks Laurel
 [CCPA] Colombia County Port Authority
 [CDB] Cypress - Cumberland Resources
 [CCRC] Carbon County Railroad Commission
 [CCD] Can Do Inc.
 [CPC] Consolidation Coal Company
 [GROW] Growth Resources of Walkboro Foundation
 [JSSC] Jersey Shore Steel Company
 [LBCN] Lewisburg and Buffalo Creek Railroad
 [KTA] Kutztown Transportation Authority
 [LDA] Letterkenny Industrial Development Authority
 [LUCRA] Luzerne County Redevelopment Authority
 [MCI] Morton Cove Railroad Inc.
 [MDCI] Mifflin County Industrial Development Corporation
 [OCHS] O.C. Creek Railway Historical Society
 [PA DCRN] Pennsylvania Dept. of Conservation & Natural Resources
 [PBL] Philadelphia Belt Line Railroad Company
 [PES] PES Coals Inc.
 [PFC] Philadelphia Industrial Development Corp.
 [PNERRA] Pennsylvania Northeast Regional RR Authority
 [PPL] PPL Susquehanna LLC
 [SEDA-CCG] SEDA-CCG Julek Rail Authority
 [SFS] Shaffer's Feed Service Inc.
 [WES] West Erie Shoreline Inc.
 [WVI] Wilkes Industries
 [WICD] Westmoreland County Industrial Development Corporation
 [WTRC] West Shore Railroad Corporation



— COMMUTER RAILROAD
 — AMTRAK
 - - - - - COMMUTER RAILROAD Service Discontinued
 - - - - - TOURIST RAILROAD OPERATION
 - - - - - RAPID TRANSIT & LIGHT RAIL LINE
 - - - - - FREIGHT RAILROADS Service Discontinued
 - - - - - LOCAL LINE HAUL / SWITCHING AND TERMINAL RAILROAD
 - - - - - FREIGHT RAILROADS Service Discontinued
 - - - - - OPERATING OWNER / CONTRACT OPERATOR
 - - - - - NON - OPERATOR OWNER
 - - - - - TRACKAGE RIGHTS
 - - - - - LEASING OPERATOR
 - - - - - RAILROAD NODE POINTS (NAMES & STATIONS)
 - - - - - INDICATES CHANGE IN OWNER
 - - - - - INDICATES CHANGE IN OPERATOR
 - - - - - NS MULTI - MODAL FACILITY
 - - - - - CSX MULTI - MODAL FACILITY
 - - - - - CPRS MULTI - MODAL FACILITY

CLASS 1 RAILROAD OPERATORS - CSXT CN / BLE NORFOLK SOUTHERN RAILWAY CANADIAN PACIFIC REGIONAL RAILROAD OPERATORS - BUFFALO & PITTSBURGH R.R., INC. WHEELING & LAKE ERIE RAILWAY

RAILROAD MILEAGE FIGURES (1/1/10)

CLASS 1 RAILROADS	3,809 Miles
REGIONAL RAILROADS	627
LOCAL LINE HAUL, SWITCHING AND TERMINAL RAILROADS	1,817
NON-OPERATOR OWNED FREIGHT TRACK	95
TOTAL FREIGHT RAILROAD MILES IN PA	6,260
AMTRAK OWNED	333
TOTAL RAILROAD MILES IN PA	1,847

*Mileage does not include SEPTA and PAAC owned commuter railroads.

PENNSYLVANIA RAILROAD MAP
 PREPARED BY THE
 PENNSYLVANIA DEPARTMENT OF TRANSPORTATION
 BUREAU OF RAIL, FREIGHT, PORTS & WATERWAYS
 BUREAU OF PLANNING AND RESEARCH
 IN COOPERATION WITH THE
 U.S. DEPARTMENT OF TRANSPORTATION
 FEDERAL HIGHWAY ADMINISTRATION
 FEDERAL RAILROAD ADMINISTRATION
 JANUARY 2014
 0 10 20
 MAP SCALE IN MILES

